

The Room[™]
Out of the box.

Emotional, refined,
contemporary,
timeless, charming.

VANITY

P. 4

THE ROOM

P. 4

BLOSSOM

P. 4

Out of the box.

the room racconta la ricchezza espressiva di una selezione di marmi pregiati, interpretati attraverso un linguaggio accogliente e contemporaneo.

the room describes the expressive opulence of a selection of quality marbles, interpreted in a welcoming, modern language.

VANITY

By The Room™


A special selection
of brilliant beauty.

VANITY

By The Room™

La capsule della collezione dedicata ai prodotti marmorei ottenuti con l'utilizzo di nuove materie prime che riproducono in modo magistrale l'effetto della cristallizzazione del prodotto naturale, ottenuto in milioni di anni, nella parte sottostante alla superficie lucida (Lappata Kristall LK). Una selezione speciale di luminosa bellezza che si evidenzia maggiormente con luce diretta naturale o artificiale. Queste superfici trovano massima espressione nel formato lastra 278x120 cm e, a completamento nel formato 60x120 cm, per l'utilizzo della finitura LK a rivestimento.

The collection's capsule of marble products with the use of new raw materials which magnificently reproduces the crystallisation effect of the natural product, obtained over millions of years, in the lower part of the polished surface (Kristall Lapped LK). A special selection of sparkling beauty, further highlighted with direct natural or artificial light. These surfaces find maximum expression in the 278x120 cm slab and, culmination in the 60x120 cm format, for use of the LK finish as cladding.




MON BL

CAL PI

BLU JE

IRI GR



120X278-48"X110"




60X120-24"X48"

	LK	MON BL6 278 LK	MON BL6 12 LK
	LK	CAL PI6 278 LK	CAL PI6 12 LK
	LK	BLU JE6 278 LK	BLU JE6 12 LK
	LK	IRI GR6 278 LK	IRI GR6 12 LK









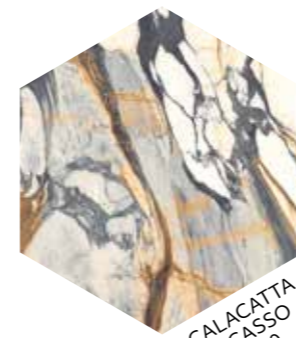
THE ROOM™

out of the box

Collection

Fashionable suggestions

The Room™ index



CALACATTA
PICASSO
P. 20



MONTECARLO
BLACK
P. 28



BLUE JEANS
P. 36




IRISH
GREEN
P. 44



ONICE
ARAGOSTA
P. 52



CALACATTA
OYSTER
P. 60



BRECCIA
PHOENIX
P. 70



TIFFANY
GREEN
P. 78




ONYX WHITE
ABSOLUTE
P. 88



STATUARIO
VENA PICCOLA
P. 96



INY WHITE
P. 104



PANDA
WHITE
P. 114




QUARTZITE
PATAGONIA
P. 122



CREMO
DELICATO
P. 132



SAN PEDRO
P. 140




BLACK
DAHLIA
P. 148



GREY
ROOTS
P. 156



GRIS BRECHE
DUMAS
P. 166



GRAND ANTIQUE
DAUBERT
P. 174



INFINITY
BRAZIL
P. 182



ONYXAQUA
BLUE GOLD
P. 192

calacatta picasso



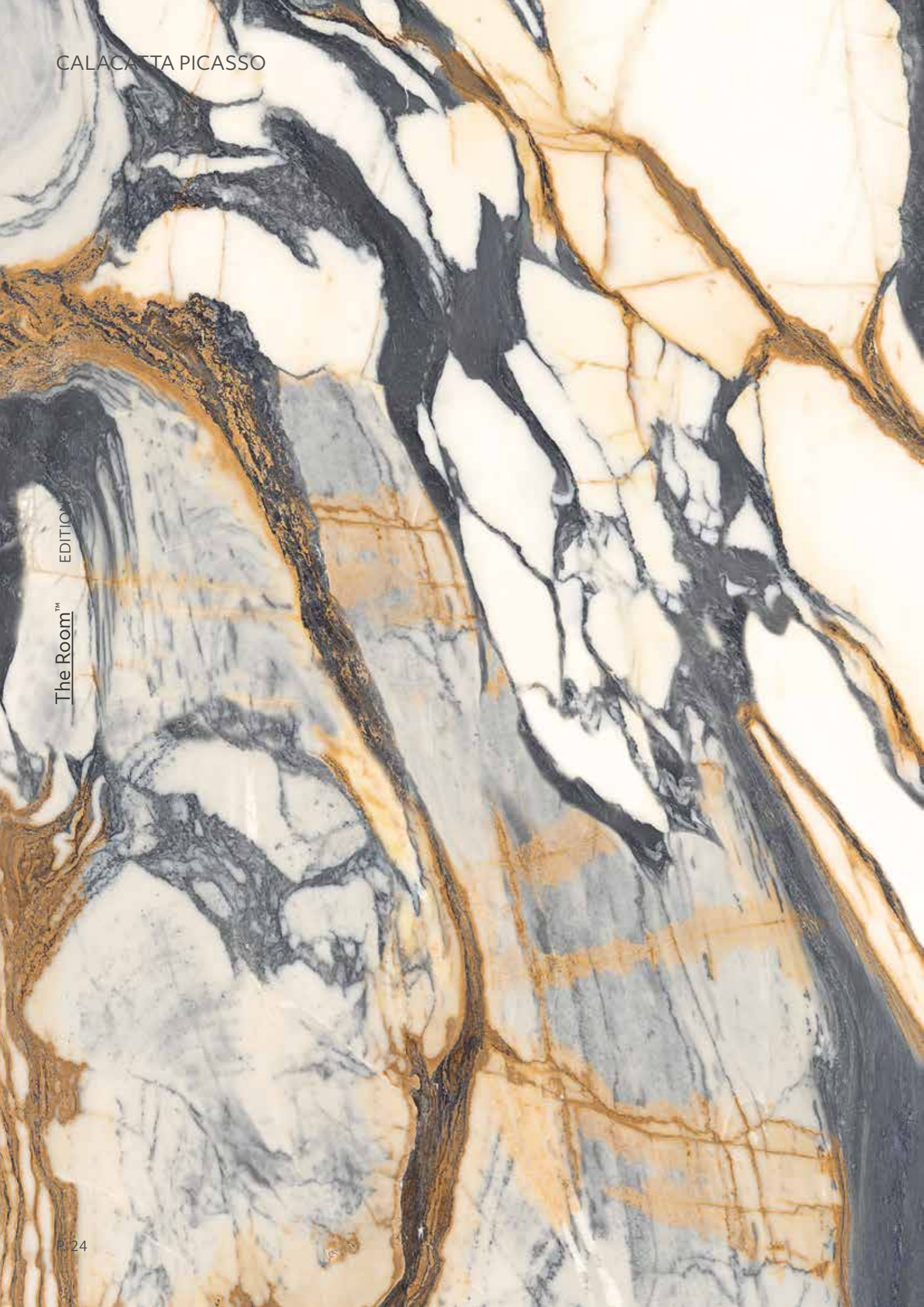
Calacatta Picasso, originario della Garfagnana, in Italia, che fa della diversità la sua caratteristica principale. Il suo fondo di colore bianco e crema è avvolto da venature grigie, nere e rossicce che creano movimenti "grafici" ricchi di colori e di design sorprendenti.

Calacatta Picasso, originally from Garfagnana in Italy, it makes diversity its key feature. Its white and cream background is wrapped in grey, black and reddish veins which create "graphic" movements rich in surprising colours and designs.

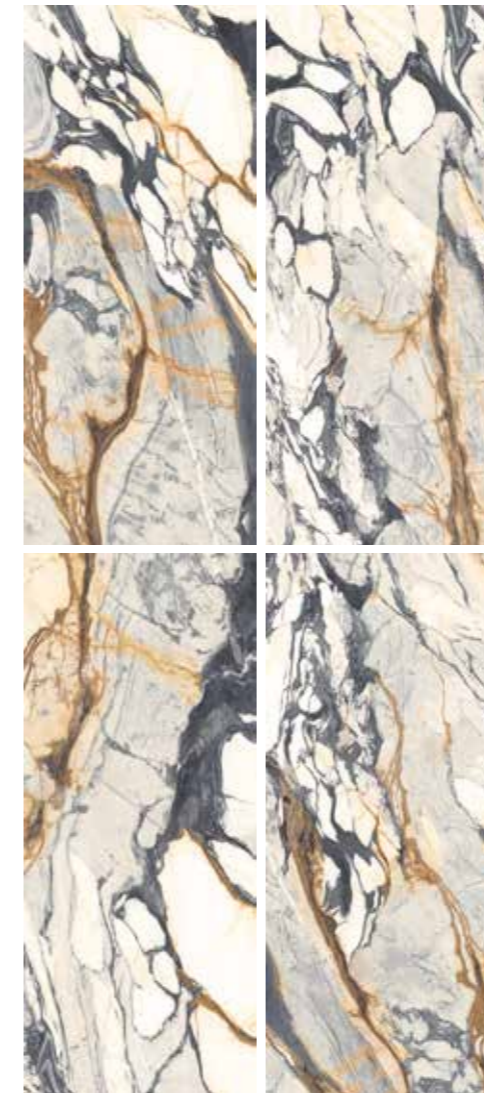




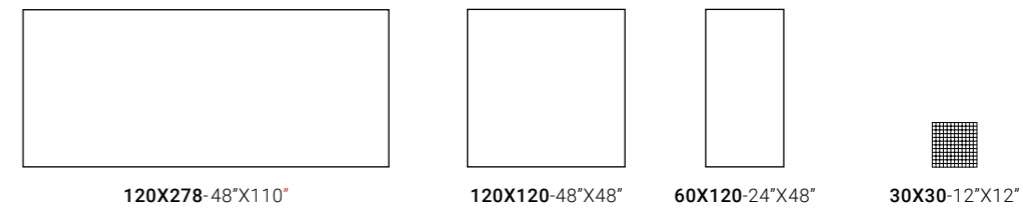




The Room™ EDITION 2022



CAL PI



	CAL PI6 278 RM	CAL PI6 120 RM	CAL PI6 12 RM	MK.CAL PI6 30 (T144)
	CAL PI6 278 LP	CAL PI6 120 LP	CAL PI6 12 LP	
	CAL PI6 278 LPM	CAL PI6 120 LPM	CAL PI6 12 LPM	

montecarlo black



Montecarlo Black, un marmo di provenienza africana dal caratteristico colore nero attraversato da venature bianche sia sottili che più spesse.

Montecarlo Black, a marble of African origin in typical black colour threaded with both fine and thick white veins.










MON BL



120X278-48"X110"






120X120-48"X48"



60X120-24"X48"



30X30-12"X12"

 N	MON BL6 278 RM	MON BL6 120 RM	MON BL6 12 RM	MK.MON BL6 30 (T144)
 LP	MON BL6 278 LP	MON BL6 120 LP	MON BL6 12 LP	
 LPM	MON BL6 278 LPM	MON BL6 120 LPM	MON BL6 12 LPM	



blue jeans

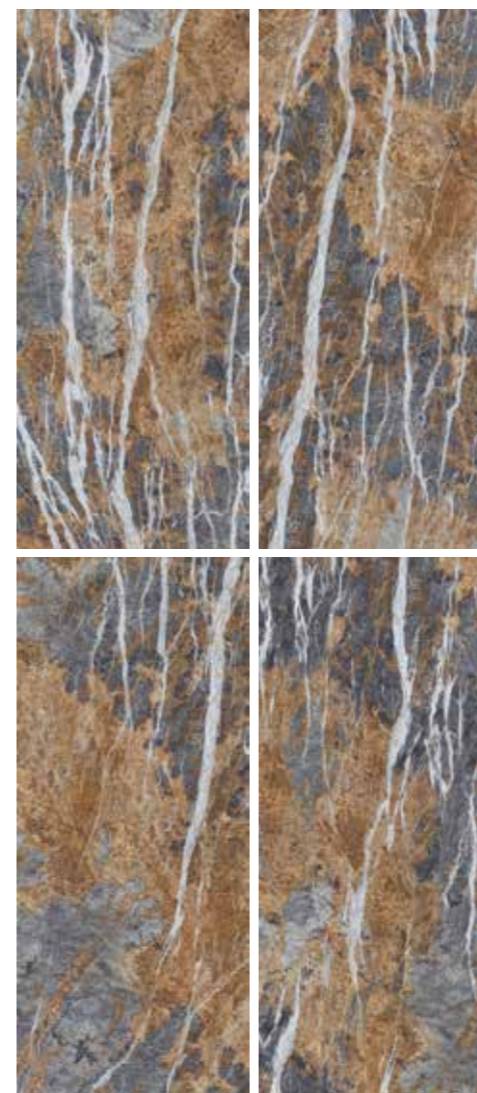
Blue jeans, di provenienza asiatica, è un particolare marmo multicolore dai toni di fondo grigio e azzurro con ampie venature marroni ed ocra.

Blue jeans, originally from Asia, this is an unusual multi-coloured marble in shades of a grey and light blue background with extensive brown and ochre veins.










BLU JE



120X278-48"X110"



120X120-48"X48"



60X120-24"X48"



30X30-12"X12"



N	BLU JE6 278 RM	BLU JE6 120 RM	BLU JE6 12 RM	MK.BLU JE6 30 (T144)
LP	BLU JE6 278 LP	BLU JE6 120 LP	BLU JE6 12 LP	
LPM	BLU JE6 278 LPM	BLU JE6 120 LPM	BLU JE6 12 LPM	

irish green

The Room™ EDITION 2024




Irish green, estratto sulla costa occidentale dell'Irlanda, esalta le varie tonalità del verde, caratterizzato dalla colorazione di fondo non uniforme e da numerose sfumature degradanti dal chiaro allo scuro che la leggenda dice siano quaranta.

Irish green, extracted from Ireland's western coast, it enhances the varied shades of green, characterised by the uneven base colouring and the numerous hues ranging from clear to dark, and of which there are forty, according to legend.

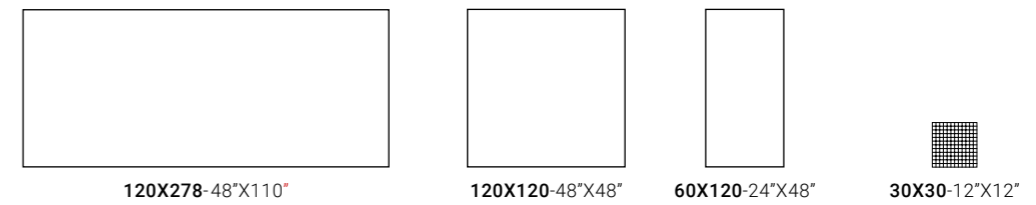








IRI GR



		IRI GR6 278 RM	IRI GR6 120 RM	IRI GR6 12 RM	MK.IRI GR6 30 (T144)
		IRI GR6 278 LP	IRI GR6 120 LP	IRI GR6 12 LP	
		IRI GR6 278 LPM	IRI GR6 120 LPM	IRI GR6 12 LPM	

onice aragosta



La tipologia di questo prodotto fa parte della famiglia degli Onici, la variante interpretata è conosciuta col nome di "Aragosta" proprio perché è caratterizzato da ampie venature di colore marrone arancio stese su un fondo azzurro ceruleo.

This product is part of the Onice (onyx) family, and the variation interpreted is known as "Aragosta" (lobster) precisely because it has wide brown-orange veins extending across a cerulean blue background.

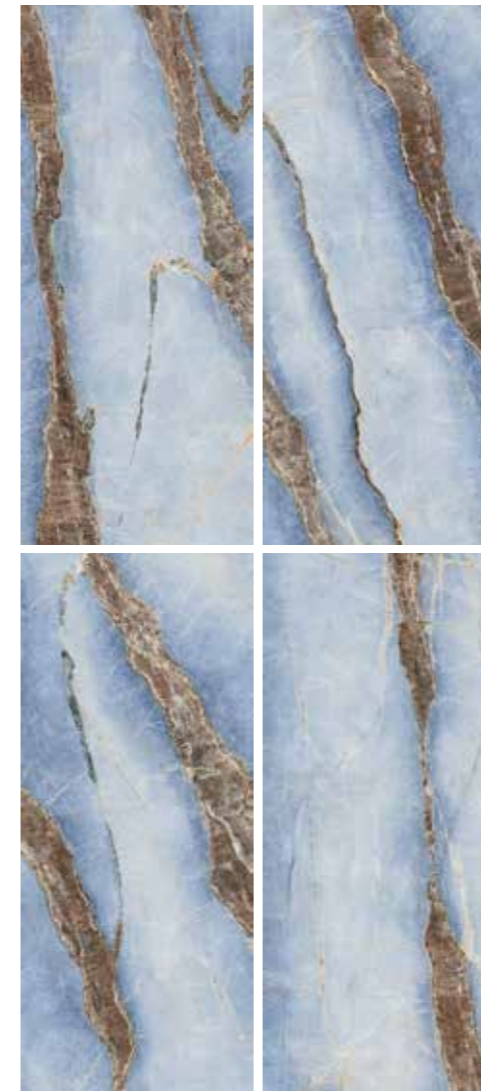









The Room EDITION 2024



ONI AR



120X278-48"X110"



120X120-48"X48"



60X120-24"X48"



30X30-12"X12"

	ONI AR6 278 RM	ONI AR6 120 RM	ONI AR6 12 RM	MK.ONI AR6 30 (T144)
	ONI AR6 278 LP	ONI AR6 120 LP	ONI AR6 12 LP	
	ONI AR6 278 LPM	ONI AR6 120 LPM	ONI AR6 12 LPM	

calacatta oyster

The Room™ EDITION 2024



Una versione di calacatta estremamente esclusiva, dove la superficie si contraddistingue per le grandi vene diagonali, dai toni scuri, a contrasto con il fondo bianco, particolarmente luminoso.

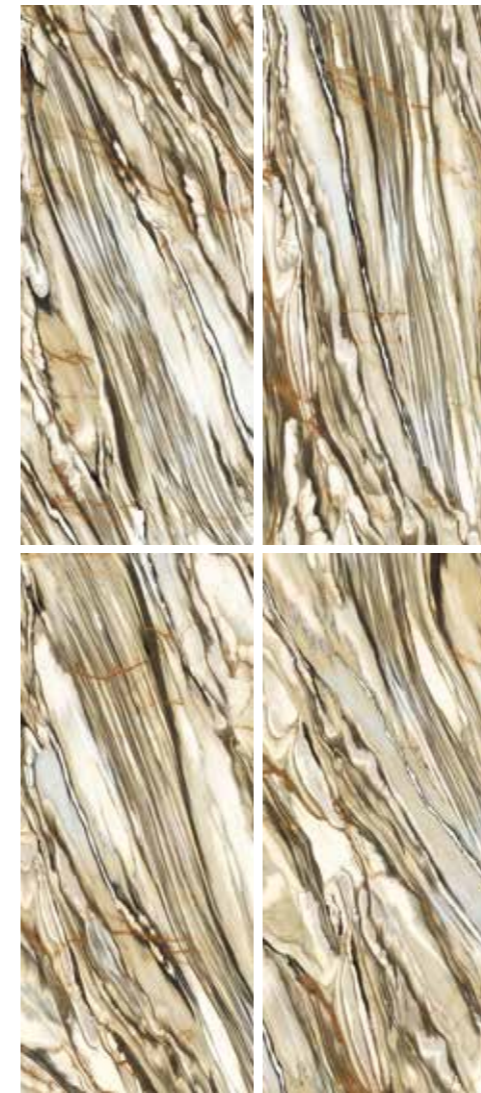
A highly exclusive version of calacatta where the large, diagonal veins stand out on the surface, as do its dark shades, contrasting with the white and particularly shiny background.



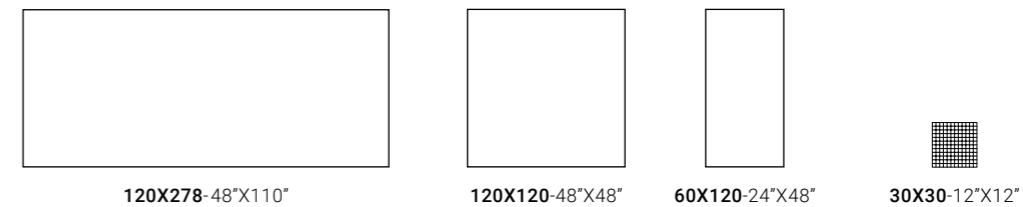








CAL OY



			CAL OY6 278 RM	CAL OY6 120 RM	CAL OY6 12 RM	MK.CAL OY6 30 (T144)
			CAL OY6 278 LP	CAL OY6 120 LP	CAL OY6 12 LP	
			CAL OY6 278 LPM	CAL OY6 120 LPM	CAL OY6 12 LPM	

breccia phoenix




Il Breche Fantastique, meglio noto col nome di Phoenix, è un marmo estremamente decorativo che in natura viene estratto in Nord Africa. Il suo colore di fondo è beige dorato con venature marroni rossicce, verdi e gialle.

The Breche Fantastique, better known as Phoenix, is a highly decorative marble which is mined in North Africa. It has a golden beige background with brown-reddish, green and yellow veins.

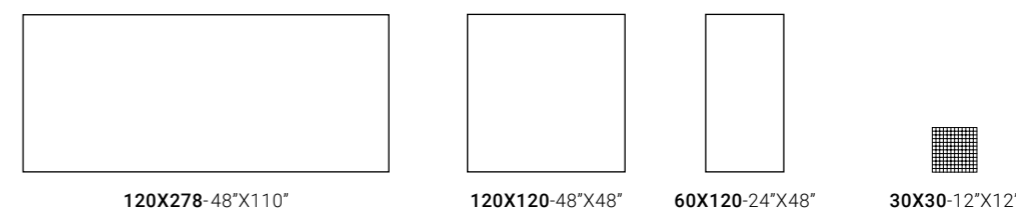









BRE PH



			BRE PH6 278 RM	BRE PH6 120 RM	BRE PH6 12 RM	MK.BRE PH6 30 (T144)
			BRE PH6 278 LP	BRE PH6 120 LP	BRE PH6 12 LP	
			BRE PH6 278 LPM	BRE PH6 120 LPM	BRE PH6 12 LPM	



tiffany green

È una quarzite di origine sudamericana, non particolarmente conosciuta, con una texture venata di piccole venature bianche e nere, e un particolare colore di fondo verde, molto simile a quello che caratterizza la nota maison di gioielli.


This is a little-known, quartzite of South American origin, with a veined textured of small black and white veins and an unusual green background, very similar to that of the well-known jewellery shop.












TIF GR



120X278-48"X110"



120X120-48"X48"




60X120-24"X48"



30X30-12"X12"

		TIF GR6 278 RM	TIF GR6 120 RM	TIF GR6 12 RM	MK.TIF GR6 30 (T144)
		TIF GR6 278 LP	TIF GR6 120 LP	TIF GR6 12 LP	
		TIF GR6 278 LPM	TIF GR6 120 LPM	TIF GR6 12 LPM	

onyx
white
absolute



L'onice calcarea ha origini ben lontane nella storia: è il 'marmor alabastrum' dei Latini ove alabastrum deriva da una fortezza detta "Alabastra", costruita a Tebe in Egitto e dove vi erano numerose cave usate per l'edificazione dei templi. Questa tipologia di marmo in natura si contraddistingue per la sua intensa lucentezza innestata in un fondo chiaro, con bande di vario spessore che vanno dall'avorio al color vaniglia.

The origins of the limestone onyx go way back in history: it is the 'marmor alabastrum' of the Latins where alabastrum derives from a fortress known as "Alabastra" built in Thebes in Egypt and where there were a number of quarries used to build the temples. This kind of marble in nature makes its mark thanks to its intense shine inserted into a clear background, and stands out for its strips of varying thickness that range in colour from ivory to vanilla.

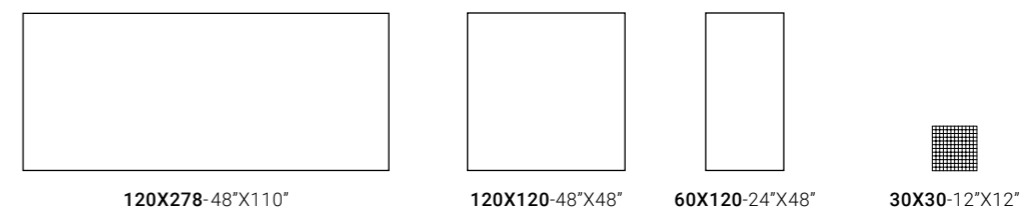















ABS WH



			ABS WH6 278 RM	ABS WH6 120 RM	ABS WH6 12 RM	MK.ABS WH6 30 (T144)
			ABS WH6 278 LP	ABS WH6 120 LP	ABS WH6 12 LP	

statuario vena piccola



Il marmo Statuario Venato di prima qualità, di provenienza italiana, ha una grana fine e presenta un fondo puro, color bianco latte, con vene grigie di piccola e media larghezza. In natura è presente in quantità molto limitate rispetto agli altri marmi bianchi di carrara.

Top quality Statuario Venato marble from Italy is fine veined with a pure, milky white background and grey veins of small and medium width. It occurs naturally in very small quantities compared to other white Carrara marbles.










STA VP



120X278-48"X110"



120X120-48"X48"



60X120-24"X48"



30X30-12"X12"



STA VP6 278 RM

STA VP6 120 RM

STA VP6 12 RM


MK.STA VP6 30

STA VP6 278 LP

STA VP6 120 LP

STA VP6 12 LP

inv white



Un marmo estratto in Asia Minore, composto quasi unicamente di Dolomia che si è trasformata col tempo e col calore in una pietra cristallina e leggermente trasparente. È caratterizzato da uno sfondo bianco attraversato da un reticolo largo di venature grigie che a volte hanno piccole sedimentazioni quasi ambrate.

A marble extracted in Asia Minor and made up almost exclusively of dolomite rock which transformed over time and with the heat into a crystalline, slightly transparent stone. It has a white background widely laced with grey veins which sometimes present small almost amber sedimentations.









INV WHITE


EDITION 2024

The Room™


GRES PORCELLANATO COLORATO IN MASSA
COLOR BODY PORCELAIN TILE




INV WH



120X278-48"X110"



120X120-48"X48"




60X120-24"X48"



30X30-12"X12"



N	INV WH6 120 RM	INV WH6 12 RM	MK.INV WH6 30 (T 144)
LP	INV WH6 278 LP	INV WH6 120 LP	INV WH6 12 LP
LPM	INV WH6 278 LPM	INV WH6 12 LPM	




panda white


Un marmo davvero sorprendente che proviene dall'Estremo Oriente. È fortemente caratterizzato da uno sfondo bianco, accentuato da linee di un nero intenso a strisce più larghe o onde più spesse, il tutto completato da una cristallizzazione bianca su fondo chiaro che ne sottolinea la trasparenza.

It is a truly surprising marble from the Far East. It is strongly characterised by a very white background, accentuated by intense black lines with wider stripes or thicker waves and all completed with a white crystallization on the clear base which highlights its transparency.










PAN WH



120X278-48"X110"




120X120-48"X48"



60X120-24"X48"



30X30-12"X12"



	PAN WH6 120 RM	PAN WH6 12 RM	MK.PAN WH6 30 (T 144)
	PAN WH6 278 LP	PAN WH6 120 LP	PAN WH6 12 LP

quartzite patagonia



È una delle pietre più particolari e scenografiche esistenti in natura. Estratta in Sudamerica, in particolare in Brasile, è di origine vulcanica e la sua struttura geologica è dovuta a milioni di anni di attività sismica. Il magma risalendo verso la superficie, raffreddandosi, si è cristallizzato incorporando al proprio interno le rocce e i minerali incontrati nel corso del suo cammino.

It is one of the most unusual and attractive stones that exists in nature. Quarried in South America, especially in Brazil, its origins are volcanic and its geological structure comes from millions of years of seismic activity. As the magma rose to the surface and cooled, it crystallised and incorporated all the rocks and minerals it encountered on its path.





The Room







PAT WH



120X278-48"X110"



120X120-48"X48"



60X120-24"X48"



30X30-12"X12"



	PAT WH6 120 RM	PAT WH6 12 RM	MK.PAT WH6 30 (T144)
	PAT WH6 278 LP	PAT WH6 120 LP	PAT WH6 12 LP



cremo delicato

Un raffinato Marmo Italiano, caratterizzato dal colore di fondo bianco avorio con una presenza saltuaria di bande e rare venature grigio/giallastre allineate in senso longitudinale.

It is an elegant Italian marble, which features a white ivory background with occasional bands and rare grey/yellowish veins aligned longitudinally.









CRE DL



120X278-48"X110"



120X120-48"X48"



60X120-24"X48"



30X30-12"X12"



CRE DL6 278 RM

CRE DL6 120 RM

CRE DL6 12 RM

MK.CRE DL6 30

CRE DL6 278 LP

CRE DL6 120 LP

CRE DL6 12 LP



san pedro

Dall'Asia Minore proviene San Pedro, conosciuto anche come Silver Roots, dalla colorazione di fondo che può variare dal grigio tortora al beige intenso, con profonde venature scure e sottili di colore marrone tendente al rossiccio.

San Pedro, also known as Silver Roots, is from Asia Minor. Its background colour can vary from dove grey to rich beige, with deep, dark and thin veins of a brown to reddish hue.










SAN PE



120X278-48"X110"



120X120-48"X48"



60X120-24"X48"



30X30-12"X12"



SAN PE6 278 RM

SAN PE6 120 RM

SAN PE6 12 RM

MK.SAN PE6 30

SAN PE6 278 LP

SAN PE6 120 LP

SAN PE6 12 LP

black dahlia



Proveniente dal Centro America, è una pietra che appartiene alla famiglia degli Onici Silicei. Solitamente di tonalità nera striata di bianco, è arricchita di particolari incredibili che possono variare dal giallo al marrone, fino ad arrivare quasi al rosso passando attraverso l'avorio ed il grigio.

Black Dahlia comes from central America and is a stone belonging to the silicate onyx category. Generally black with white streaks, it is enriched with incredible details that can vary from yellow to brown, even as far as red via ivory and grey.









BLA DA



120X278-48"X110"



120X120-48"X48"



60X120-24"X48"



30X30-12"X12"



	BLA DA6 120 RM	BLA DA6 12 RM	MK.BLA DA6 30 (T144)
	BLA DA6 278 LP	BLA DA6 120 LP	BLA DA6 12 LP

grey roots



Un marmo di particolare fascino, originario dell'Anatolia, caratterizzato da un luminoso colore di fondo, il grigio argento, ed arricchito da zone miscelate tra loro che vanno dalle tonalità del bianco al grigio. Sulle superficie affiorano increspature e solchi dai toni caldi dell' oro e del crema che donano un effetto di piacevole contrasto con lo sfondo grigio, conferendo al Grey Roots un senso di antica regalità e valore.

A particularly appealing marble, originally from Anatolia, characterised by a bright silvery-grey background colour, and enriched by areas mixed together, ranging from white to grey shades. Ripples and cracks appear on the surface in warm shades of gold and cream that give it a pleasant contrasting effect against the grey background, giving the Grey Roots a sense of ancient regality and value.



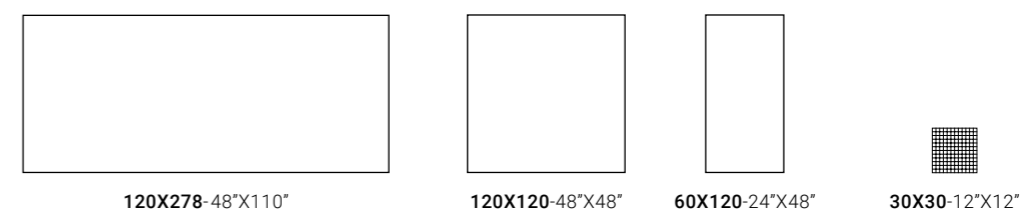










GRE RO




		GRE R06 278 RM	GRE R06 120 RM	GRE R06 12 RM	MK.GRE R06 30 (T144)
		GRE R06 278 LP	GRE R06 120 LP	GRE R06 12 LP	

gris breche dumas



E' il nome conferito a questa breccia, originaria dei Pirenei, in omaggio al noto drammaturgo francese Alexander Dumas. Un marmo sempre più difficile da reperire poiché la cava di estrazione è sostanzialmente esaurita. Per Imola l'intento è stato quello di riproporre sulla lastra ceramica l'estetica francese di questa roccia che si contraddistingue da un morbido e luminoso grigio chiaro di fondo e da sottili venature e sfumature tono su tono.

This is the name given to this pebble, originally from the Pyrenees, as a tribute to the famous French playwright, Alexander Dumas. An increasingly difficult marble to find because the quarries are basically empty. Imola's aim was to reproduce the French look of this rock on this ceramic slab that makes its mark with its soft, shiny light grey background and fine veining and tone-on-tone shades.





The Room™
Edition 2023






BRE DU



120X278-48"X110"



120X120-48"X48"




60X120-24"X48"



30X30-12"X12"



	BRE DU6 120 RM	BRE DU6 12 RM	MK.BRE DU6 30 (T144)
LP	BRE DU6 278 LP	BRE DU6 120 LP	BRE DU6 12 LP



grand antique d'aubert


E' una pietra estratta in Francia nei Pirenei settentrionali. La cava, chiusa per quasi 70 anni, è stata riaperta solo ultimamente. Famosissime le sue applicazioni nel mondo fra le quali la tomba di Napoleone. Si presenta a macchie bianche e nere con contrasti così definiti che non si possono trovare in nessun altro marmo presente in natura.

It is a stone extracted in France in the northern Pyrenees. The quarry, closed for almost 70 years, has only recently be re-opened. It has been used on some extremely famous occasions, including for Napoleon's tomb. Its black and white marks with such defined contrasts have never been seen in any other marble found in nature.



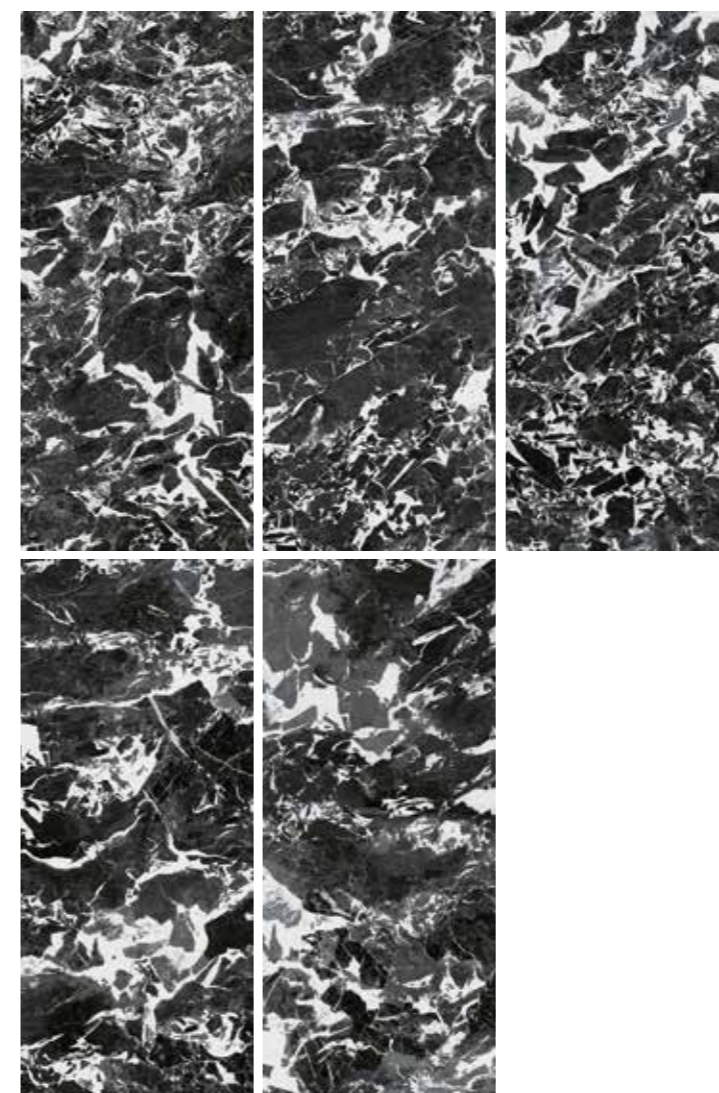
The Room™








THE ROOM™



GRA AN



120X278-48"X110"



120X120-48"X48"




60X120-24"X48"



30X30-12"X12"



	GRA AN6 120 RM	GRA AN6 12 RM	MK.GRA AN6 30 (T144)
LP	GRA AN6 278 LP	GRA AN6 120 LP	GRA AN6 12 LP



infinity brazil

Dal Sudamerica, Infinity Brazil, una rara quarzite di colore nero intenso e particolarmente elegante. La caratteristica tonalità nera è intervallata da punti di luce che ne esaltano lo splendore e la lucentezza.

From South America, Infinity Brazil is a rare quartzite with an especially elegant rich black colour. Its characteristic black hue is interspersed with points of light that enhance its brilliance and lustre.











INF BR



120X278-48"X110"




120X120-48"X48"



60X120-24"X48"



30X30-12"X12"



INF BR6 278 RM

INF BR6 120 RM

INF BR6 12 RM


MK.INF BR6 30

INF BR6 278 LP

INF BR6 120 LP

INF BR6 12 LP

onyx
aqua
blue gold



Il marmo onice è formato da sedimenti calcarei colorati di acqua sorgiva e d'infiltrazione. Di provenienza asiatica, è un minerale che si caratterizza per il suo effetto di splendente trasparenza in superficie: una proprietà che lo rende molto raro e particolarmente adatto per gli elementi d'interni dall'elevato tocco di esclusività. Colori frequenti sono il giallo, il marrone, il rosso e il verde, declinati in sfumature inimmaginabili.

The onyx marble is made up of sedimentary limestone coloured by spring water and infiltration. Of Asiatic origin, it is a mineral that stands out for its shiny transparency effect on the surface: a feature that makes it extremely rare and particularly suited to interior design objects with a strong hint of exclusivity. Recurring colours include yellow, brown, red and green, that appear in unimaginable shades.






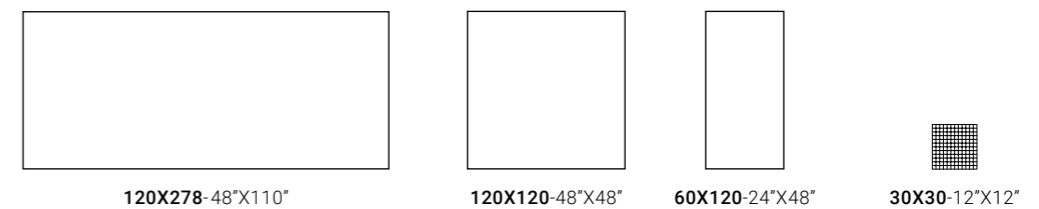
The Room



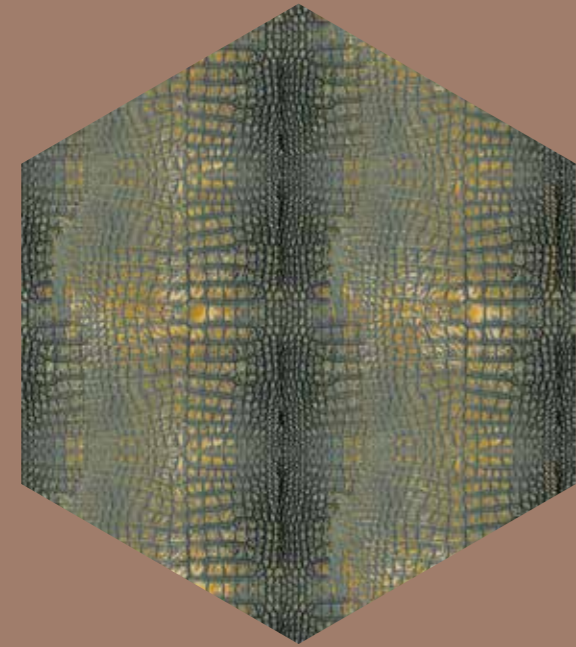




BLU AQ



		BLU AQ6 120 RM	BLU AQ6 12 RM	MK.BLU AQ6 30 (T144)
	BLU AQ6 278 LP	BLU AQ6 120 LP	BLU AQ6 12 LP	
	BLU AQ6 278 LPM		BLU AQ6 12 LPM	



patterns
elements





The Room EDITION 2024


GRES PORCELLANATO COLORATO IN MASSA
COLOR BODY PORCELAIN TILE



PLECOS6 278LP
120X278-48"X110"




PLECOS6 12LP △ 2
60X120-24"X48"





The Room™ EDITION 2024

GRES PORCELLANATO COLORATO IN MASSA
COLOR BODY PORCELAIN TILE



PARROT6 278LP
120X278-48"X110"



PARROT6 12LP △ 
60X120-24"X48"




The Room™ EDITION 2024

GRES PORCELLANATO COLORATO IN MASSA
COLOR BODY PORCELAIN TILE



CROC06 278LP
120X278-48"X110"



CROC06 12LP △ 
60X120-24"X48"




The Room EDIZIONE 2024

GRES PORCELLANATO COLORATO IN MASSA
COLOR BODY PORCELAIN TILE



ORYX6 278LP
120X278-48"X110"





ORYX6 12LP  
60X120-24"X48"



Photo: M. P. 208


GRES PORCELLANATO COLORATO IN MASSA
COLOR BODY PORCELAIN TILE


LP 



JAGUAR6 278LP
120X278-48"X110"

△ 




JAGUAR6 12LP △ 

60X120-24"X48"



The Room™ EDITION 2024

GRES PORCELLANATO COLORATO IN MASSA
COLOR BODY PORCELAIN TILE



PYTHON6 278LP
120X278-48"X110"



PYTHON6 12LP △ 2
60X120-24"X48"



The Room™

P. 212

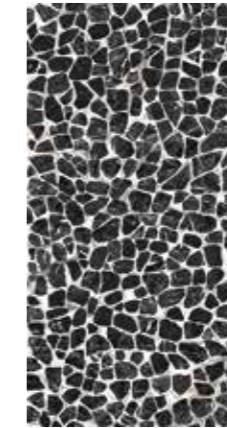
GRES PORCELLANATO COLORATO IN MASSA
COLOR BODY PORCELAIN TILE

LP



TURTLE6 278LP
120X278-48"X110"

△ 1



TURTLE6 12LP △ 2
60X120-24"X48"




The Room
EPT160N004

GRES PORCELLANATO COLORATO IN MASSA
COLOR BODY PORCELAIN TILE



SNAKE6 278LP
120X278-48"X110"



SNAKE6 12LP △ 
60X120-24"X48"



The Room[™] EDITION 2024

GRES PORCELLANATO COLORATO IN MASSA
COLOR BODY PORCELAIN TILE



GHEPARD6 278LP
120X278-48"X110"



GHEPARD6 12LP △ 2
60X120-24"X48"



THE ROOM EDIT N 2014

GRES PORCELLANATO COLORATO IN MASSA
COLOR BODY PORCELAIN TILE



ZEBRA6 278LP
120X278-48"X110"



ZEBRA6 12LP
60X120-24"X48"





The Room™

GRES PORCELLANATO COLORATO IN MASSA
COLOR BODY PORCELAIN TILE

PEZZI SPECIALI / SPECIAL PIECES

N		6X120-2.4*X48" △ 8		LP		6X120-2.4*X48" △ 8		LPM		6X120-2.4*X48" △ 8	
CAL PI	CAL PI6 BT120	CAL PI	CAL PI6 BT120LP	CAL PI	CAL PI6 BT120LPM						
MON BL	MON BL6 BT120	MON BL	MON BL6 BT120LP	MON BL	MON BL6 BT120LPM						
BLU JE	BLU JE6 BT120	BLU JE	BLU JE6 BT120LP	BLU JE	BLU JE6 BT120LPM						
IRI GR	IRI GR6 BT120	IRI GR	IRI GR6 BT120LP	IRI GR	IRI GR6 BT120LPM						
ONI AR	ONI AR6 BT120	ONI AR	ONI AR6 BT120LP	ONI AR	ONI AR6BT120LPM						
CAL OY	CAL OY6 BT120	CAL OY	CAL OY6 BT120LP	CAL OY	CAL OY6BT120LPM						
BRE PH	BRE PH6 BT120	BRE PH	GRE PH6 BT120LP	BRE PH	BRE PH6BT120LPM						
TIF GR	TIF GR6 BT120	TIF GR	TIF GR6 BT120LP	TIF GR	TIF GR6BT120LPM						
ABS WH	ABS WH6 BT120	ABS WH	ABS WH6 BT120LP	ABS WH							
STA VP	STA VP6 BT120	STA VP	STA VP6 BT120LP	STA VP							
INV WH	INV WH6 BT120	INV WH	INV WH6 BT120LP	INV WH							
PAN WH	PAN WH6 BT120	PAN WH	PAN WH6 BT120LP	PAN WH							
PAT WH	PAT WH6 BT120	PAT WH	PAT WH6 BT120LP	PAT WH							
CRE DL	CRE DL6 BT120	CRE DL	CRE DL6 BT120LP	CRE DL							
SAN PE	SAN PE6 BT120	SAN PE	SAN PE6 BT120LP	SAN PE							
BLA DA	BLA DA6 BT120	BLA DA	BLA DA6 BT120LP	BLA DA							
GRE RO	GRE RO6 BT120	GRE RO	GRE RO6 BT120LP	GRE RO							
BRE DU	BRE DU6 BT120	BRE DU	BRE DU6 BT120LP	BRE DU							
GRA AN	GRA AN6 BT120	GRA AN	GRA AN6 BT120LP	GRA AN							
INF BR	INF BR6 BT120	INF BR	INF BR6 BT120LP	INF BR							
BLU AQ	BLU AQ6 BT120	BLU AQ	BLU AQ6 BT120LP	BLU AQ							

IMBALLI / PACKAGING

FORMATO NOMINALE NOMINAL SIZE	BORDO EDGE	SPESSORE THICKNESS	BOX			PALLET		
			PZ/BOX PCS/BOX	MQ/BOX SM/BOX	KG/BOX KG/BOX	BOX/PALLET BOXES/PALLET	MQ/PALLET SM/PALLET	KG/PALLET KG/PALLET
120X278-48*X110"	RECTIFIED	6,5	1	3,336	54,53	20	66,72	1110,6
120X120-48*X48"	RECTIFIED	6,5	2	2,88	46,26	30	86,40	1408,05
60X120-24*X48"	RECTIFIED	6,5	4	2,88	46,18	16	46,08	758,8
60X60-24*X24"	RECTIFIED	6,5	5	1,80	28,39	32	57,60	928,4
30X30-12*X12" MOSAIC	RECTIFIED	6,5	6	0,54	7,48	72	38,88	558,20

CARATTERISTICHE TECNICHE SPECIFICHE / TECHNICAL FEATURES SPECIFICATIONS

THE ROOM RM	DIN EN 16165 Annex B (DIN 51130) (R)	DIN EN 16165 Annex A (DIN 51097) (A+B+C)	BCR REP. CEC 6/81		DM 14/6/89 N. 236		PENDULUM TEST BS (Inglese)	PENDULUM TEST AS/NZS 4856:2004 (Australiano)	PENDULUM TEST UNE ENV 12633:2003 (SPAGNOLO)	BOT 3000 (DCOF) AVERAGE VALUE
			G.A.	G.B.	C.A.	G.B.				
	R9	A	>0.4	>0.4	>0.4	>0.4	>25	>25	1	>0,42

BLOSSOM

By The Room™

*Special selection
in mini size*

BLOSSOM

By The Room™

Una selezione speciale dei best seller della collezione in formati 'mini' quali il 30x60 e il 60x60 cm per offrire una completa versatilità di composizione e stile anche in ambienti piccoli, ambiti legati all'horeca e altri contesti che richiedono estetica e formati più ridotti. Il tutto è disponibile nella finitura naturale e nello spessore sottile a 6,5 mm.

A special selection of bestsellers in the 'mini' shape collection such as the 30x60 and the 60x60 cm to offer complete composition versatility and style even in small rooms, areas linked to horeca and other contexts which require compact aesthetics and sizes. All available in a natural finish and 6.5 mm slim thickness.

GRES PORCELLANATO COLORATO IN MASSA
COLOR BODY PORCELAIN TILE



STA VP

SAN PE

CRE DL

INF BR

BLU AQ



ABS WH

INV WH

GRE RO

TIF GR

BRE PH

		60X60-24"X24"	60X60-24"X24"	30X60-12"X24"		60X60-24"X24"	30X60-12"X24"	
	<input type="checkbox"/> N <input type="checkbox"/> O	STA VP6 60 RM	STA VP6 60 LP	STA VP6 36 RM		<input type="checkbox"/> N <input type="checkbox"/> O	ABS WH6 60 RM	ABS WH6 36 RM
	<input type="checkbox"/> N <input type="checkbox"/> O	SAN PE6 60 RM	SAN PE6 60 LP	SAN PE6 36 RM		<input type="checkbox"/> N <input type="checkbox"/> O	INV WH6 60 RM	INV WH6 36 RM
	<input type="checkbox"/> N <input type="checkbox"/> O	CRE DL6 60 RM	CRE DL6 60 LP	CRE DL6 36 RM		<input type="checkbox"/> N <input type="checkbox"/> O	GRE RO6 60 RM	GRE RO6 36 RM
	<input type="checkbox"/> N <input type="checkbox"/> O	INF BR6 60 RM	INF BR6 60 LP	INF BR6 36 RM		<input type="checkbox"/> N <input type="checkbox"/> O	TIF GR6 60 RM	TIF GR6 36 RM
	<input type="checkbox"/> N <input type="checkbox"/> O	BLU AQ6 60 RM		BLU AQ6 36 RM		<input type="checkbox"/> N <input type="checkbox"/> O	BRE PH6 60 RM	BRE PH6 36 RM


































The Room™ EDITION 2024

Blossom


GRES PORCELLANATO COLORATO IN MASSA
COLOR BODY PORCELAIN TILE



30x60 - 12"x24"
PYTHON6 36



30x60 - 12"x24"
CROCO6 36



30x60 - 12"x24"
GHEPARD6 36



30x60 - 12"x24"
SNAKE6 36



30x60 - 12"x24"
ZEBRA6 36



30x60 - 12"x24"
TURTLE6 36










IMBALLI / PACKAGING

FORMATO NOMINALE NOMINAL SIZE	BORDO EDGE	SPESSORE THICKNESS	BOX			PALLET		
			PZ/BOX PCS/BOX	MQ/BOX SM/BOX	KG/BOX KG/BOX	BOX/PALLET BOXES/PALLET	MQ/PALLET SM/PALLET	KG/PALLET KG/PALLET
60X60-24"X24"	RECTIFIED	6,5	5	1,80	28,66	32	57,6	937,22
30X60-12"X24"	RECTIFIED	6,5	9	1,62	24,60	40	64,8	1004,00

Caratteristiche Tecniche Gres Porcellanato

Technical Specifications Porcelain Stoneware

UNI EN 14411 (ISO 13006) - Bla (appendice/appendix G)

CARATTERISTICA Specification	METODO DI PROVA Test methods	REQUISITI PREVISTI DALLA NORMA Requirements in accordance to the standards	VALORE MEDIO IMOLA IMOLA average value
 DIMENSIONI E ASPETTO DIMENSIONS AND APPEARANCE	ISO 10545-2	PROSPETTO G.1 PROSPECT G.1	CONFORME COMPLIANT
 ASSORBIMENTO D'ACQUA WATER ABSORPTION	ISO 10545-3	≤ 0,5%	< 0,1%
 RESISTENZA A FLESSIONE FLEXURAL RESISTANCE		min./МИН 35 N/mm ²	> 45 N/mm ²
SFORZO DI ROTTURA MODULUS OF RUPTURE	ISO 10545-4	SPESSORE / THICKNESS ≥ 7,5 mm: min. 700 N	6,5 mm 1800 N* SPESSORE* THICKNESS* 10 mm* 3000 N*
		SPESSORE / THICKNESS < 7,5 mm: min. 1300 N	20 mm* 13000 N*
 RESISTENZA ALL'ABRAZIONE PROFONDA DEEP ABRASION RESISTANCE	ISO 10545-6	≤ 175 mm ³	< 140 mm ³
 COEFFICIENTE DILATAZIONE TERMICA LINEARE (α) LINEAR EXPANSION THERMIC COEFFICIENT	ISO 10545-8	METODO DISPONIBILE AVAILABLE ON REQUEST	≤ 7x10 ⁻⁶ °C ⁻¹
 RESISTENZA AGLI SBALZI TERMICI RESISTANCE TO SUDDEN TEMPERATURE CHANGES	ISO 10545-9	METODO DISPONIBILE AVAILABLE ON REQUEST	RESISTE RESISTANT
 RESISTENZA AL GELO FROST RESISTANCE	ISO 10545-12	RICHIESTA ALWAYS TESTED	RESISTE RESISTANT
 PRODOTTI CHIMICI AD USO DOMESTICO ED ADDITIVI PER PISCINA HOUSEHOLD CHEMICALS AND SWIMMING POOL WATER CLEANSERS		min. В мин. В	min. В мин. В
ACIDI ED ALCALI A BASSA CONCENTRAZIONE ACIDS AND LOW CONCENTRATION ALKALIS	ISO 10545-13	DA LA, LB A LC FROM LA, LB TO LC / DE LA, LB A LC	DA LA, LB A LC FROM LA, LB TO LC / DE LA, LB A LC
ACIDI ED ALCALI AD ALTA CONCENTRAZIONE ACIDS AND HIGH CONCENTRATION ALKALIS		METODO DISPONIBILE AVAILABLE ON REQUEST	METODO DISPONIBILE AVAILABLE ON REQUEST
 RESISTENZA ALLE MACCHIE UGL STAIN RESISTANCE UGL		METODO DISPONIBILE AVAILABLE ON REQUEST	METODO DISPONIBILE AVAILABLE ON REQUEST
	ISO 10545-14		
RESISTENZA ALLE MACCHIE GL STAIN RESISTANCE GL		min. 3 мин. 3	min. 3 мин. 3

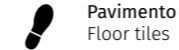
*VALORI RIFERITI AL FORMATO 60X60 / VALUES REFERRED TO 60X60 SIZE

Symbologia

Symbols

INDICAZIONI D'USO

INDICATIONS FOR USE



Pavimento
Floor tiles



Rivestimento
Wall tiles

DESTINAZIONI D'USO

SUGGESTED APPLICATIONS



Abitazioni
Domestic purpose



Commerciale leggero
Light traffic area



Commerciale
Retail

SUPERFICI

SURFACES

Struttura
Structure

Finitura
Finish


N Naturale
Natural

LP Lappato
Polished

LPM Lappato Matt
Honed

Aspetto superficiale
Surface look

 Opaco
Matt

 Semilucido
Semi-Gloss

 Lucido
Glossy

Bordo
Edge

RM Rettificato monocalibro
Monocaliber, rectified

STONALIZZAZIONE

SHADE VARIATION

V2



SPESSORE

THICKNESS




IMBALLO

PACKING



CARATTERISTICHE DI VENDITA

SALES CHARACTERISTICS

 Prodotto venduto al pezzo.
Product sold per item.

Tutti i nostri prodotti, sia al mq che al pezzo, sono venduti unicamente a scatola completa.
All our products are sold only in complete boxes, whether the unit of measure is per item or per square metre.



imolaceramica.com

Marketing CC Imola



A brand of
Cooperativa Ceramica d'Imola S.c.

Via V. Veneto, 13
40026 Imola (BO) Italia
Tel. +39 0542 601601
Fax +39 0542 31749

