

The logo consists of a dark grey rounded square background. Inside the square, the word "VersaTile" is written in a white, sans-serif font, with the 'T' in "Tile" being significantly larger than the other letters. Below "VersaTile", the word "SURFACES" is written in a smaller, white, all-caps, sans-serif font.

VersaTile
SURFACES



SOFT CONCRETE

COLORS



Malibu White
(available in 2cm)



Brentwood Beige
(available in 2cm)



Tribeca Taupe



Riverside Steel
(available in 2cm)



Gramercy Gray



Chelsea Black

FORMATS

3.75x12



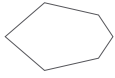
12x24



24x24 &
24x24 (2cm)



21.5x29.5
(waterjet-cut)




MOSAICS



Tribeca Taupe - 36pc
(available in all colors)




Warm Mix Polygon
(Malibu White, Brentwood
Beige & Tribeca Taupe)

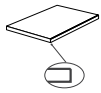


Cool Mix Polygon
(Riverside Steel, Gramercy
Gray, Chelsea Black)

TRIMS



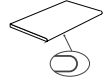
3x24
Bullnose



12x24 (2cm)
Step Tread



12x24 (2cm)
Step Tread w/ Grooves
& Drip Flap



12x24 (2cm)
Step Tread w/ Bullnose





SOFT CONCRETE

PORCELAIN TECHNICAL DATA			
Country of Origin	USA	Breaking Strength	≥ 450 lbf. avg. 2cm ≥ 2800 lbf. avg.
ANSI® A326.3	Interior, Wet Plus (IW+) 2cm Exterior, Wet (EW)	Water Absorption	≤ 0.5% ¹
Recycled Content	40%	Edge	Waterjet-cut (21.5x29.5) Rectified (all other formats) Pressed (2cm)
Surface Hardness	7 Mohs	Intended Use	Residential, Light Commercial & Heavy Commercial
Thickness	9mm 20mm (2cm)	¹ Average production value	
Shade Variation	V2 - Slight Variation		


Country of origin and other product features and characteristics are subject to change due to manufacturing efficiencies and other factors. See retailer or product packaging to verify country of origin and other product characteristics.






WESTEND


COLORS




Avenue A Gray



E. Houston Warm Gray



Stuyvesant Charcoal



Tompkins Blue/Black

FORMATS

3.75x12



12x24



22.5x22.5HEX
(waterjet-cut)



24x24



24x48



MOSAICS



Avenue A Gray - 36pc
(available in all colors)



Cool Mix
(Avenue A Gray,
Stuyvesant Charcoal &
Tompkins Blue/Black)



Warm Mix
(Avenue A Gray,
E. Houston Warm Gray &
Potter's Red Clay)

TRIMS



3x24

Bullnose





WESTEND

PORCELAIN TECHNICAL DATA			
Country of Origin	USA	Breaking Strength	≥ 410 lbf. avg.
ANSI® A326.3	Interior, Wet (IW) Mosaics Interior, Wet Plus (IW+)	Water Absorption	≤ 0.5% ¹
Recycled Content	40%	Edge	Rectified
Surface Hardness	7 Mohs	Intended Use	Residential, Light Commercial & Heavy Commercial
Thickness	9mm	¹ Average production value	
Shade Variation	V2 - Slight Variation		


Country of origin and other product features and characteristics are subject to change due to manufacturing efficiencies and other factors. See retailer or product packaging to verify country of origin and other product characteristics.






STONEND


COLORS




Dawn



Horizon



Mist




Dusk

FORMATS

12x24




MOSAICS



Horizon - 25 pc
(available in all colors)



Horizon - Random Stack Mosaic
(available in all colors)



Dawn, Horizon, Mist & Dusk
Hexagon Mix

TRIMS



3x24

Bullnose





STONEND

PORCELAIN TECHNICAL DATA			
Country of Origin	USA	Breaking Strength	≥ 456 lbf. avg.
ANSI® A326.3	Interior, Wet Plus (IW+)	Water Absorption	≤ 0.5% ¹
Recycled Content	40%	Edge	Rectified
Surface Hardness	7 Mohs	Intended Use	Residential, Light Commercial & Heavy Commercial
Thickness	9mm	¹ Average production value	
Shade Variation	V3 - Moderate Variation		


Country of origin and other product features and characteristics are subject to change due to manufacturing efficiencies and other factors. See retailer or product packaging to verify country of origin and other product characteristics.






FOSSIL

COLORS




Levee White




Café Light Gray



French Gray



Spanish Clay



Black Bayou



Light Deco



Dark Deco



Clay Deco



Light Deco
(also available in Dark & Clay Deco)

FORMATS

12x24

12x24 (deco)




8x48 (deco)



24x48




MOSAICS




French Gray - 32pc
(available in all colors)

TRIMS



3x24

Bullnose





FOSSIL

PORCELAIN TECHNICAL DATA			
Country of Origin	USA	Breaking Strength	≥ 450 lbf. avg.
ANSI® A326.3	Interior, Wet Plus (IW+)	Water Absorption	≤ 0.5% ¹
Recycled Content	40%	Edge	Rectified
Surface Hardness	7 Mohs	Intended Use	Residential & Light Commercial
Thickness	9mm	¹ Average production value	
Shade Variation	V3 - Moderate Variation		

Country of origin and other product features and characteristics are subject to change due to manufacturing efficiencies and other factors. See retailer or product packaging to verify country of origin and other product characteristics.





VOYAGE


COLORS



Wander White



Everywhere Greige



Anywhere Beige



Leisure Gray

FORMATS

12x24



24x24



24x36 (2cm)



MOSAICS



Anywhere Beige - 25pc
(available in all colors)

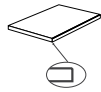


Anywhere Beige Random Stack
(available in all colors)

TRIMS

3x24

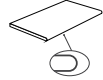
Bullnose



12x24 (2cm)*
Step Tread



12x24 (2cm)*
Step Tread w/ Grooves
& Drip Flap



12x24 (2cm)*
Step Tread w/ Bullnose

*Special Order Only





VOYAGE

PORCELAIN TECHNICAL DATA			
Country of Origin	USA	Breaking Strength	≥ 450 lbf. avg. 2cm ≥ 2800 lbf. avg.
ANSI® A326.3	Interior, Wet Plus (IW+) 2cm Exterior, Wet (EW)	Water Absorption	≤ 0.5% ¹
Recycled Content	40%	Edge	Rectified
Surface Hardness	7 Mohs	Intended Use	Residential, Light Commercial & Heavy Commercial
Thickness	9mm 20mm (2cm)	¹ Average production value	
Shade Variation	V3 - Moderate Variation		

Country of origin and other product features and characteristics are subject to change due to manufacturing efficiencies and other factors. See retailer or product packaging to verify country of origin and other product characteristics.






BOULDER

COLORS




Canvas White




Light Gray



Ash Warm Gray



Earth Beige



Antracita Charcoal

FORMATS

12x24



24x24



24x48



MOSAICS



Canvas White - 64pc
(available in all colors)

TRIMS



3x24
Bullnose





BOULDER

PORCELAIN TECHNICAL DATA			
Country of Origin	Spain	Breaking Strength	≥ 475 lbf. avg.
ANSI® A326.3	Interior, Wet Plus (IW+)	Water Absorption	≤ 0.5% ¹
Recycled Content	30%	Edge	Rectified
Surface Hardness	7 Mohs	Intended Use	Residential, Light Commercial & Heavy Commercial
Thickness	9.5mm	¹ Average production value	
Shade Variation	V3 - Moderate Variation		

Country of origin and other product features and characteristics are subject to change due to manufacturing efficiencies and other factors. See retailer or product packaging to verify country of origin and other product characteristics.

